



Guenther Supply Inc.

429 W. 11th St. Fond du Lac, WI 54935

Ph: 920-921-0821 Toll Free: 1-800-236-1458 Fax: 920-921-5409

Web: www.guenthersupply.com

Common Socket Weld (SW) Fitting Types


This fitting design has a socket or recess for the pipe to slip into. A back weld is applied to hold the pipe in the fitting. They are forged solid and require complete machining.



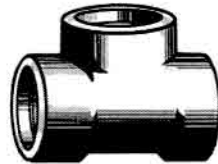
90° Elbow



45° Elbow



Reducer




Tee



Cross




Lateral



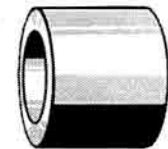
Coupling



Cap



Type 1 Socket Welding Reducer insert



Type 2 Socket Welding Reducer Insert



Type 3 Socket Welding Reducer Insert

These fittings can be made of carbon, alloy, or stainless steel and in the nickel alloys in 3000, and 6000 lbs. ratings. The bore of waterway is machined to conform with Schedule 40, 80, 160, or XS pipe, among others. They are available in the same shapes and sizes as Screwed Fittings, including the reducing insert bushings.